

(Art : 300 - 000 x x)

Status

<input type="checkbox"/> Quote	<input type="checkbox"/> Order

Date	
------	--

Dealer information

Name	
Street	
Postal code/ City	
Contact person	
E-mail	
Phone	
Fax	

Shipping information

Name	
Street	
Postal code/ City	
Contact person	



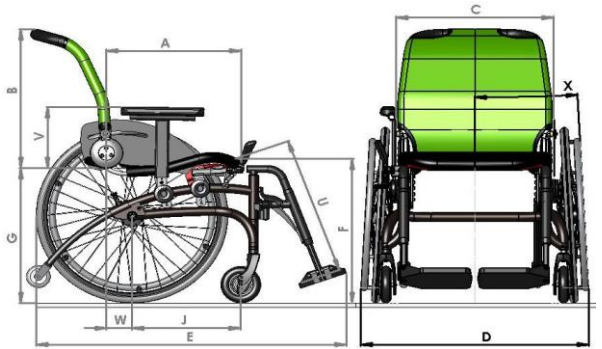
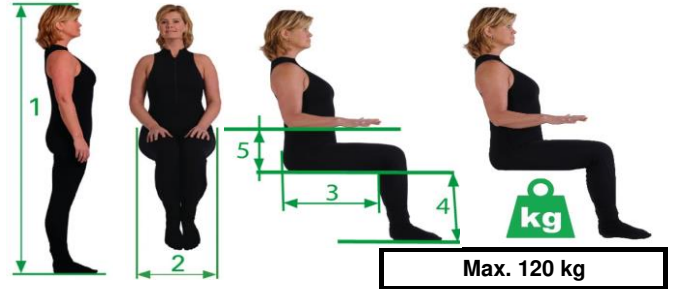
User information

Name	
Age	
Weight	
1) Standing height - cm	
2) Hip width sitting - cm	
3) Upper leg length - cm	
4) Lower leg length - cm	
5) Elbow height - cm	

Mandatory information to ensure correct configuration

Required settings

Front seat height (F) - cm		Standard = 53
Back seat height (G) - cm		Standard = 49
Wheelbalance (W) - cm		Standard = 8



Baseprice	\$ 5,900.00
------------------	--------------------

Information of the wheelchair

Adjustments



Additional cost options	
Additional cost adjustments	
Price	
Packaging and transport	

Seat width

<input type="checkbox"/> 34cm	<input type="checkbox"/> 36,5cm	<input type="checkbox"/> 39cm	<input type="checkbox"/> 41,5cm	<input type="checkbox"/> 44cm	<input type="checkbox"/> 46,5cm	<input type="checkbox"/> 49cm	<input type="checkbox"/> 51,5cm
Standard	Standard	Standard	Standard	Standard	On Request	On Request	On Request
Art : 800-40134	Art : 800-40136	Art : 800-40139	Art : 800-40141	Art : 800-40144	Art : 800-40146	Art : 800-40149	Art : 800-40151

Frame length (J)

<input type="checkbox"/> 31cm	<input type="checkbox"/> 34cm	<input type="checkbox"/> 40cm
Recommended seat depth 37,5 - 42,5 cm only combined with pull to lock brakes ore Edco hub brakes	Recommended seat depth 40 - 45 cm only combined with pull to lock brakes ore Edco hub brakes	Recommended seat depth 42,5 - 50 cm
Art : 800-40031	Art : 800-40034	Art : 800-40040





Frame colour

<input type="checkbox"/> Anthracite	<input type="checkbox"/> White RAL 9016	<input type="checkbox"/> Blue RAL 5002	<input type="checkbox"/> Black RAL 9005	<input type="checkbox"/> Red RAL 3003	Special - Uni	Special metallic
Standard	Standard	Standard	Standard	Standard	\$ 163.70	On request
					Always refer to desired RAL colour through www.ralikleuren.com	
Art : 800-40310	Art : 800-40330	Art : 800-40335	Art : 800-40340	Art : 800-40340	Art : 800-40350	Art : 800-40300




Camber (X)

<input type="checkbox"/> 0°	<input type="checkbox"/> 3°	<input type="checkbox"/> 6°	<input type="checkbox"/> 9°
Standard	Standard	\$ 181.90	\$ 312.80
Art : 800-40400	Art : 800-40403	Art : 800-40406	Art : 800-40409

Footrest (U) (foot space = Seatingwidth - 13cm)

<input type="checkbox"/> Set 	<input type="checkbox"/> Set 	<input type="checkbox"/> Left 	<input type="checkbox"/> Right 
Folding 2 pieces	Folding 1 piece	Comfort-leg rest (seat width 36,5 cm and up)	
Legrest, lower leg length adjustable, removable, swing away with angle adjustable foot plates	Legrest, lower leg length adjustable, removable, swing away	Legrest, lower leg length adjustable, removable, swing away with angle adjustable foot plate	
Standaard	\$ 412.80	\$ 372.80	\$ 372.80
Art : 800 - 30000	Art : 800 - 30600	Art : 800-31010	Art : 800-31020

Footplate (only in combination with folding 1 piece)

<input type="checkbox"/> 	<input type="checkbox"/> 	<input type="checkbox"/> 	<input type="checkbox"/> Custom made	<input type="checkbox"/> Custom made
Standard (23 x 12 cm) Aluminum	Wide (29 x 12 cm) Aluminum	Deep (23 x 19 cm) Aluminum	Aluminum	Plastic
from seat width 39 cm	from seat width 44 cm	from seat width 39 cm	commissioned after drawing	
Standaard	\$ 123.70	\$ 123.70	On request	
Art : 800 - 38009	Art : 800 - 38010	Art : 800 - 38040	Art : 800 - 3801 x	Art : 800 - 3802 x

Seat depth

<input type="checkbox"/> 35cm	<input type="checkbox"/> 37,5cm	<input type="checkbox"/> 40cm	<input type="checkbox"/> 42,5cm	<input type="checkbox"/> 45cm	<input type="checkbox"/> 47,5cm	<input type="checkbox"/> 50cm
Only in combination with RCA 1.0						Not in combination with RCA1.5
Art : 800-40535	Art : 800-40537	Art : 800-40540	Art : 800-40542	Art : 800-40545	Art : 800-40547	Art : 800-40550

Seating

<input type="checkbox"/>	<input type="checkbox"/>	<input type="checkbox"/>	<input type="checkbox"/>
Flat seat, harness, Cordura, for inlaycushion	Flat seat, expended metal, not in combination with RCA 1.0. For inlaycushion	Seating flat with Seat-E-Lastica; not in combination with RCA 1.0	Ergonomic contour seat cushion, padded
Standard	\$ 958.20	\$ 527.30	\$ 876.40
Art : 100-140 x x	Art : 100-143 x x	Art : 100-142 x x	Art : 100-122 x x

Cushion

<input type="checkbox"/>	<input type="checkbox"/>	<input type="checkbox"/>
		Custom made
Cushion medium	Cushion Soft	commissioned after drawing
6cm foam	3 cm latex (upper layer) 2 cm foam (lower layer)	
\$ 171.00	\$ 300.00	On request
Art : 100-412 x x	Art : 100-411 x x	Art : 100-413 x x

Backrest hinge

<input type="checkbox"/>	<input type="checkbox"/>	<input type="checkbox"/>
Basic	RCA 1.0	RCA 1.5
Back Foldable back angle mechanically adjustable (adjustment range 85 to 115 °)	Backrest-hinge centered	Backrest-hinge 2,5 cm rearpositioned
	By user manually per 3 ° adjustable (adjustment range 0 - 85 to 115 °) RCA = Remote Continuous Adjustable	
Standaard	\$ 785.50	\$ 903.70
Art : 100-38000	Art : 100-32000	Art : 100-36000

<input type="checkbox"/>
Reinforced RCA 1.0 (spasm)
Backrest-hinge centered
On request
Art : 100-32000

Backrest shape

<input type="checkbox"/>	<input type="checkbox"/>	<input type="checkbox"/>	<input type="checkbox"/>
Straight	Ergonomic, anatomic backrest height from 40cm	Backrest for women, ergonomic, anatomic backrest height from 40cm	Backrest shape 'Delta', only with seating width 39cm/41,5cm/44cm
Standard	\$ 714.60	\$ 900.00	\$ 900.00
Art : 100-225 x x	Art : 100-200 x x	Art : 100-220 x x	Art : 100 - 240 x x

Backrest height

<input type="checkbox"/>	<input type="checkbox"/>	<input type="checkbox"/>	<input type="checkbox"/>
Height 35cm	Height 40cm	Height 45cm	Height 50cm
Art : 800-42135	Art : 800-42140	Art : 800-42145	Art : 800-42150

Backrest height Delta Backrest

<input type="checkbox"/>	<input type="checkbox"/>
Height 60cm	Height 70cm
Art : 800-42160D	Art : 800-42170D

Backrest cover Colour

<input type="checkbox"/>	<input type="checkbox"/>	<input type="checkbox"/>	<input type="checkbox"/>	<input type="checkbox"/>	<input type="checkbox"/>	<input type="checkbox"/>	<input type="checkbox"/>
							spare backrest cover
Orange	Red	Black	Dark Blue	Grey	Yellow	Bluegreen	Colour:
Standard	Standard	Standard	Standard	Standard	Standard	Standard	\$ 165.50
Art : 100-400 x x	Art : 100-401 x x	Art : 100-402 x x	Art : 100-405 x x	Art : 100-406 x x	Art : 100-407 x x	Art : 100-408 x x	Art : 100-40x x x

Wheel diameter

Possible seat height technical measure sheet

<input type="checkbox"/> 22" x 1 - (25 - 489)	<input type="checkbox"/> 24" x 1 - (25 - 540)	<input type="checkbox"/> 25"	<input type="checkbox"/> 26" x 1 - (25 - 590)
\$ 138.20	Standard	\$ 185.50	\$ 185.50
Marathon Plus Evolution tires			
Only in combination with 4 inch castors			
Art : 800-41022	Art : 800-41024	Art : 800-41025	Art : 800-41026

Rear wheel (set, with Quick Release)

Set <input type="checkbox"/>		Set <input type="checkbox"/>		Set <input type="checkbox"/>	
Standard	\$ 1,851.00	\$ 345.50	\$ 648.00		
Art : 800-41024	Art : 991 - 42 x x x	Art : 991 - 2 x 101	Art : 991 - 2 X 202		

Lightweight

<input type="checkbox"/>	<input type="checkbox"/>	<input type="checkbox"/>
Lightweight Spinerge-wheels	Lightweight Tensio-wheels	Heavy Duty Tensio wheels
Set	Set	Set
Op aanvraag	Op aanvraag	Op aanvraag
Art : 991 - 43 x x x	Art : 991 - 455 0 x	Art : 991 - 455 1 x

One hand drive

Drive Left <input type="checkbox"/>		Drive Right <input type="checkbox"/>
One hand drive - seat height 2 cm higher (front and back) not possible with 6° - 9° camber, only in 24"		
\$		2,478.20
Art : 991 - 41 x x x		

Rear tire



<input type="checkbox"/>	<input type="checkbox"/>	<input type="checkbox"/>	<input type="checkbox"/>	<input type="checkbox"/>
Schwalbe Marathon Plus Evolution	Solid - PU	Schwalbe Right Run Red	Schwalbe Right Run Blue	Schwalbe Right Run Grey
Standard	\$ 154.60	€ 0	€ 0	€ 0
Art : 991-67 x 01	Art : 991-67 x 11	Art : 991-67 X 21	Art : 991-67 X 22	Art : 991-67 X 23

<input type="checkbox"/>	Alber drives
frame adaptation for Alber drive system bracketry (purchased seperately)	
\$	189.00






Handrim (set)

<input type="checkbox"/>	<input type="checkbox"/>	<input type="checkbox"/>	<input type="checkbox"/>	<input type="checkbox"/>	Left <input type="checkbox"/>	Right <input type="checkbox"/>	Handrim distance to wheelrim	
							<input type="checkbox"/> Narrow	<input type="checkbox"/> Wide
	Handrim with extra gripp	Handrim with extra gripp	Handrim with extra gripp					
Standaard	\$ 781.90	\$ 781.90	\$ 851.00	\$ 445.50	\$ 160.00	\$ 160.00	Standard	Option without costs
Art : 800-62x11	Art : 800-62x01	Art : 800-62x02	Art : 800-62x03	Art : 800-62x12	Art : 991-61x01	Art : 991-61x01	-	-

Spoke guard (set)



<input type="checkbox"/>		<input type="checkbox"/>	
	Transparent		O4-logo
\$	218.20	\$	181.90
	Art : 991 - 60 x 01		Art : 991 - 60 x 02





Wheel lock





<input type="checkbox"/>		<input type="checkbox"/>		<input type="checkbox"/>		<input type="checkbox"/>		<input type="checkbox"/>	
	Pull lock (pull to lock)		Push lock (push to lock)		Long push lock, folding (push to lock)		One-hand wheel lock (push to lock)		Active lock
	Standard		Standard	\$	105.50	\$	105.50	\$	527.30
	Art : 800-47103		Art : 800-47203		Art : 800-47104		Art : 800-47204		Art : 800-47105
									Art : 800-47110
									Art : 800-47106
									Art : 800-47206

Castor wheels (Set)






For possible seating heights, we refer to our technical measuring sheet

<input type="checkbox"/>		<input type="checkbox"/>	
	Soft 6" Synthetic		Super Soft 6" Synthetic with wide running surface
\$	40.00	\$	538.20
	Art : 800 - 06001		Art : 800 - 06004






<input type="checkbox"/>		<input type="checkbox"/>		<input type="checkbox"/>		<input type="checkbox"/>	
	Soft 5" Synthetic		Hard 5" Synthetic		Hard 5" Aluminum		Super Soft 5" Synthetic with wide running surface
	Standard	\$	27.30	\$	209.10	\$	472.80
	Art : 800 - 05001		Art : 800 - 05002		Art : 800 - 05003		Art : 800 - 05004

<input type="checkbox"/>		<input type="checkbox"/>		<input type="checkbox"/>		<input type="checkbox"/>	
	Soft 4" Synthetic		Hard 4" Synthetic		Hard 4" Aluminum		Super Soft 4" Synthetic with wide running surface
\$	40.00	\$	45.50	\$	163.70	\$	472.80
	Art : 800 - 04001		Art : 800 - 04002		Art : 800 - 04003		Art : 800 - 04004





Anti-tip

<input type="checkbox"/>		<input type="checkbox"/>		<input type="checkbox"/>		<input type="checkbox"/>		<input type="checkbox"/>	
	Anti-tip height adjustable		Anti-tip - 360° revolving (one-sided fit)		Anti-tip swing-away (not with 28" wheels)		Tip-assist (step tube) - fixed (not in combination with 2 anti-tip wheels)		Crutch holder
\$	232.80	\$	232.80	\$	334.60	\$	334.60	\$	149.10
	Art : 800 - 44000		Art : 800 - 45000		Art : 800-44010		Art : 800-45010		Art : 800-44020
									Art : 800-45020
									Art : 800-43000
									Art : 800-43500
									Art : 800-43010
									Art : 800-43510

Side guard



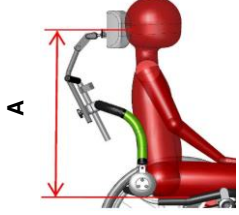





<input type="checkbox"/> Set 	<input type="checkbox"/> Set 	<input type="checkbox"/> Set 	<input type="checkbox"/> Set 	<input type="checkbox"/> Set 
Sideguard, fixed, no fender Only in combination with seat 'Cordura' and backrest hinge 'Basic'	Side guard, removable, no fender Only in combination with armrests	Side guard, fixed without fender, aluminum	Side guard, fixed with fender, aluminum	Side guard, fixed with fender, carbon
€ 0,-	\$ 174.60	\$ 174.60	\$ 443.70	\$ 585.50
Art : 100 - 96070	Art : 100 - 96030	Art : 100 - 96040	Art : 100 - 96050	Art : 100 - 96010


Arm rests





<input type="checkbox"/> Set 	<input type="checkbox"/> Set 	<input type="checkbox"/> Links 	<input type="checkbox"/> Rechts 	<input type="checkbox"/> Left <input type="checkbox"/> Right
In height adjustable armrest, removable, angle fixed. Only when combined with Side guard fixed with fender, only carbon, the side guard will be adjusted. (additional cost)	In height adjustable armrest, removable, angle adjustable Only when combined with Side guard fixed with fender, only carbon, the side guard will be adjusted. (additional cost)	Hemiplegic-arm cushioning (piece)	Arm cushioning long (piece) (Length as standard + 10cm)	Custom made
\$ 600.00	\$ 763.70	\$ 372.80	\$ 372.80	\$ 136.40
Art : 100 - 96110	Art : 100 - 96170	Art : 100 - 96140	Art : 100 - 96240	Art : 100 - 96180
				\$ 136.40
				On request
				On request
				Art : 100 - 96130
				Art : 100 - 96230

Arm cushioning (in combination with angle adjustable arm rest)

Accessories

<input type="checkbox"/> 	<input type="checkbox"/> 		<input type="checkbox"/> 1 Piece 	<input type="checkbox"/> 2 Pieces
Push handle , in height adjustable and removable	Headrest , in height adjustable and removable (Indicate measure A)		Rising support for the back (not mounted)	
\$ 409.10	\$ 431.00		\$ 178.20	\$ 356.40
Art : 100 - 210 x x	Art : 100 - 230 x x	A (cm) =	Art : 100 - 47010	Art : 100 - 47020
<input type="checkbox"/> Left 	<input type="checkbox"/> Right 	<input type="checkbox"/> 1 Piece 	<input type="checkbox"/> 2 Pieces	<input type="checkbox"/> 1 Piece 
Sidepad small 10x12 cm possible from backheight 45 cm. Not mounted	Sidepad small 14x14cm possible from backheight 45 cm. Not mounted	Tension strap for back, adjustable, out of Seat-E-Lastica, 5 cm wide Not mounted		Tension strap for back, adjustable, out of Seat-E-Lastica, 10 cm wide Not mounted
\$ 523.70	\$ 560.00	\$ 112.80	\$ 225.50	\$ 112.80
Art : 800-01102	Art : 800-01202	Art : 100 - 46001	Art : 100 - 46002	Art : 100 - 46011
	Art : 800-01101			Art : 100 - 46012

<input type="checkbox"/> 	<input type="checkbox"/> 
Incontinence cover	Extra Seating cover
\$ 187.30	\$ 187.30
Art : 100 - 112 x x	Art : 100 - 111 x x

<input type="checkbox"/> 	<input type="checkbox"/> 	<input type="checkbox"/> 	<input type="checkbox"/> 
Calf band	College-worktop	Safety belt	Purse under the seat
\$ 61.90	On request	\$ 167.30	\$ 152.80
Art : 800 - 01001	Art : 800 - 01003	Art : 800-01002	Art : 800 - 01010


Active- Passive Module + Seating

Seat width page 2
 Seat depth page 3

<input type="checkbox"/>	
Seating with integrated A.P.-Module in combination with RCA 1.0 or RCA 1.5	
Manual operation	
Operation:	
<input type="checkbox"/> Left	<input type="checkbox"/> Right
\$	2,509.10
Art : 800-40730	



^: A.P.-Module = Aktive / Passive-Module
 Not in combination with framelength 34



*The wheelchair is crashtest safe complies to ISO 7176-19 for transport in taxi, fixed seated in the wheelchair. ***

****Requires AMF-Bruns tiedowns**